





What You Can Do

Wellhead protection depends on your efforts to prevent pollution. Here are some actions you can take to better protect your drinking water supply:

-  **Learn about ground water and your water source.** Read your wellhead protection plan, and get involved in your community's well-head protection efforts.
-  **Recycle used motor oil.** Ask your Solid Waste Management District where you can recycle motor oil. If not properly handled, used motor oil can get into the ground water supply, causing serious contamination problems.
-  **Recycle used antifreeze.** Antifreeze is toxic to people and animals. It can easily contaminate water. Never pour antifreeze into the environment. Take it to your Solid Waste Management District for free recycling.
-  **Recycle leftover hazardous products.** *Never pour these chemicals onto the ground or into storm drains, because they can contaminate the water supply. Instead take leftover chemicals and hazardous products to your Solid Waste Management District.*



Recycle used motor oil. If not properly handled, used motor oil can get into the ground water supply, causing serious contamination problems.



Have you seen this sign?

These signs have been placed along roadways at the edge of the wellhead protection area notifying people they are entering an area under management to protect the drinking water supply.

Protecting Your Drinking Water



What Every
Citizen
Should Know
About Wellhead Protection

PURDUE AGRICULTURE

4/11

It is the policy of the Purdue University Cooperative Extension Service that all persons have equal opportunity and access to its educational programs, services, activities, and facilities without regard to race, religion, color, sex, age, national origin or ancestry, marital status, parental status, sexual orientation, disability or status as a veteran. Purdue University is an Affirmative Action institution. This material may be available in alternative formats.

What Is Wellhead Protection?

Wellhead protection is a way to protect your drinking water by managing an area around your community's water supply wells to prevent contamination. By safely managing this important area you can help ensure a safe water supply now and in the future.

The Wellhead Protection Process

A local team of citizen volunteers guides the wellhead protection process. The team was required by Indiana law to:

- Determine the size and shape of the area near the public well that should be protected.
- Identify potential sources of contamination, both past and present, that could be hazardous to a drinking water supply.
- Develop and implement a plan for managing the wellhead area.

The team also developed a back-up water supply plan in the event of natural disaster, contamination, or other disruption.



Citizen participation in wellhead protection is crucial for ensuring safe drinking water.




An example of a wellhead protection area, representing the five-year time of travel of ground water to the well.

Where You Can Get More Information

- **Contact your Solid Waste Management District (SWMD)** to find out where you can recycle motor oil, antifreeze, chemicals, and other hazardous products. To locate your local SWMD call toll free 1-800-451-6027 (IDEM operator), or view the SWMD contact information on the Web at <http://www.in.gov/idem/oppta/recycling/swmd/map.html>.
- **Visit the Purdue Extension Web site, "Safe Water for the Future,"** at <http://www.ecn.purdue.edu/SafeWater> for detailed information about wellhead protection, and what you can do to protect water quality.
- **Your local water utility** can provide information on what contaminants, if any, have been found in the public water supply, what the community is doing to protect the water, and how you can help.
- **For additional information and resources,** contact the Purdue Extension office in your county. Look in the phone book under county government, or call 1-888-EXT-INFO.

What You Can Do

- **Limit your use of chemicals, fertilizers, pesticides, and other hazardous products.** Always follow the label directions. Use the least toxic product or method available for lawn, garden, and household pest and weed control.
- **If you have a septic system, make sure it is inspected and serviced every three years.** Avoid pouring down the drain or toilet products that will harm your septic system such as diapers, coffee grounds, or hazardous chemicals.
- **Plug abandoned wells on your property.** These old wells provide a direct channel for surface contaminants to reach ground water supplies without first being filtered by the soil. Contact the IDNR-Division of Water toll-free at 1-877-928-3755 for information on how to plug abandoned wells.



Safe water is vital to human health.